

# Showcase lighting SMINIFOCUS



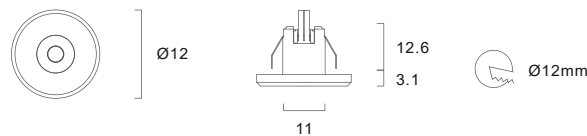
www.boehm-tec.de



- Housing: Machining aluminum oxidized.
- Lens: Injection plastic.
- LED parts: High efficacy LED, non-replaceable.
- Chromaticity tolerance (initial MacAdam): 3 SDCM.
- Input Current: 350mA.
- Ta: -20~35°C.
- Lifetime: 50,000 hrs (L80, B20, Ta = 25°C, 12 hrs/day).
- Degree of protection: IP43.
- Impact resistance: IK02.
- N.W. :50 g.



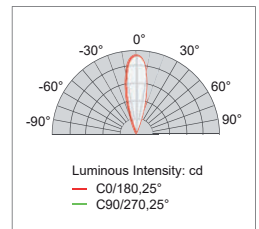
## Dimensions: (mm)



## Specifications

Order no.	Model	Power (W)	Ra(R9) typ	CCT (K)	Beam angle	Luminous flux(lm)	Luminaire efficacy(lm/w)	QTY/CTN (pcs)	G.W./CTN (kg)	SIZE/CTN (mm)
1030-201183-0133	MINIFOCUS-R1-350	1(2.8V)	93(50)	3000	25°	73	73	200	9.5	470x425x265
1030-201083-0136	(Black)		93(50)	4000	25°	82	82	200	9.5	470x425x265
1030-201183-0131	MINIFOCUS-R1-350	1(2.8V)	93(50)	3000	25°	73	73	200	9.5	470x425x265
1030-201083-0132	(Silver)		93(50)	4000	25°	82	82	200	9.5	470x425x265

## Photometrics



## Accessories (optional)

Order No.	Photo	Description	QTY/CTN (pcs)	G.W./CTN (kg)	SIZE/CTN (mm)
1001-660292-0138		Model 500IL-UN Matching driver, max. 14W. Input: 110-277VAC Output: 350mA 190mm cable + JBI-8A Number of connected luminaires: 2-8pcs.	100	11.5	545x290x225



# Showcase lighting

## SMINIASPEN1

## SMINIASPEN2



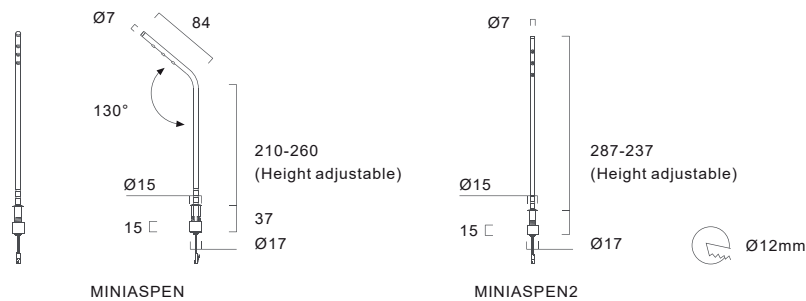
www.boehm-tec.de



- Housing: Machining aluminum electroplated.
- Lens: Injection plastic.
- LED parts: High efficacy LED, non-replaceable.
- Chromaticity tolerance (initial MacAdam): 3 SDCM.
- Input Current: 350mA.
- Ta: -20~35°C.
- Lifetime: 50,000 hrs (L80, B20, Ta = 25°C, 12 hrs/day).
- Degree of protection: IP20.
- Impact resistance: IK02.
- N.W. : 68/75 g.



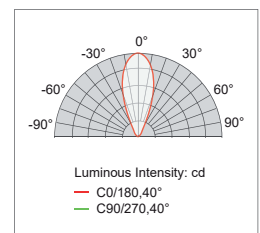
### Dimensions: (mm)



### Specifications

Order no.	Model	Power (W)	Ra(R9) typ	CCT (K)	Beam angle	Luminous flux(lm)	Luminaire efficacy(lm/w)	Height (mm)	QTY/CTN (pcs)	G.W./CTN (kg)	SIZE/CTN (mm)
1030-103031-0131	SMINIASPEN1-	3(8.6V)	97(90)	3000	40°	180	60	282	88	7.5	550x345x415
1030-103031-0130	L3-350-1 (Chrome)		97(90)	4000	40°	200	67	282	88	7.5	550x345x415
1030-103033-0131	SMINIASPEN2-	3(8.6V)	97(90)	3000	40°	180	60	282	100	9.0	390x390x315
1030-103033-0130	L3-350-1 (Chrome)		97(90)	4000	40°	200	67	282	100	9.0	390x390x315

### Photometrics



### Accessories (optional)

Order No.	Photo	Description	Box quantity (pcs)	Box G.W. (kg)	Box size (mm)
1099-000086-0138		3000MM EXTENTION CABLE HALOGEN FREE	300	9.2	445x335x220
1001-660292-0138		Model: 500IL-UN Matching driver, max. 14W. Input: 110-277VAC Output: 350mA 190mm cable + JBI-8A Number of connected luminaires: 1-4pcs.	100	11.5	545x290x225



# Showcase lighting SMINIGOAL2



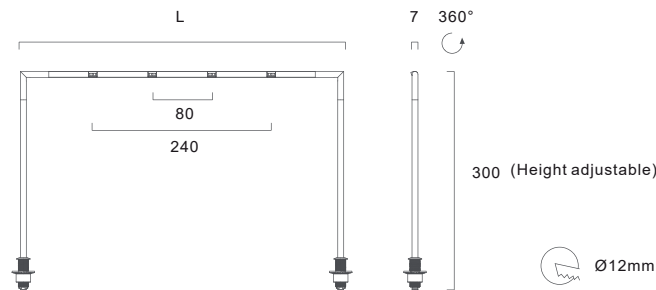
www.boehm-tec.de



- Housing: Machining aluminum electroplated.
- Lens: Injection plastic.
- LED parts: High efficacy LED, non-replaceable.
- Chromaticity tolerance (initial MacAdam): 3 SDCM.
- Input Current: 350mA.
- Ta: -20~35°C.
- Lifetime: 50,000 hrs (L80, B20, Ta = 25°C, 12 hrs/day).
- Degree of protection: IP20.
- Impact resistance: IK02.
- N.W. : 153 g.



## Dimensions: (mm)

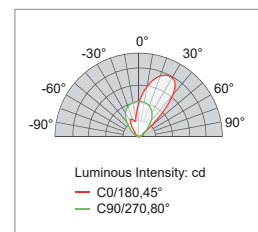


## Specifications

Order no.	Model	Power (W)	Ra(R9) typ	CCT (K)	Beam angle	Luminous flux(lm)	Luminaire efficacy(lm/w)	Length (mm)	QTY/CTN (pcs)	G.W./CTN (kg)	SIZE/CTN (mm)
1032-037610-0130	SMINIGOAL2-	4(12V)	97(90)	3000	45°	280	70	380	50	9	455x355x180
1032-037600-0130	L4-350 (Chrome)		97(90)	4000		310	78	380	50	9	455x355x180

\* Length can be customized.

## Photometrics



## Accessories (optional)

Order No.	Photo	Description	QTY/CTN (pcs)	G.W./CTN (kg)	SIZE/CTN (mm)
1099-000086-0138		3000MM EXTENTION CABLE HALOGEN FREE	300	9.2	445x335x220
1001-660292-0138		Model: SLT20-500IL-UN Matching driver, max. 14W. Input: 110-277VAC Output: 350mA 190mm cable + JBI-8A Number of connected luminaires: 1-3pcs.	100	11.5	545X290x225



# Downlightlight SM d 24 focus, 1,5W



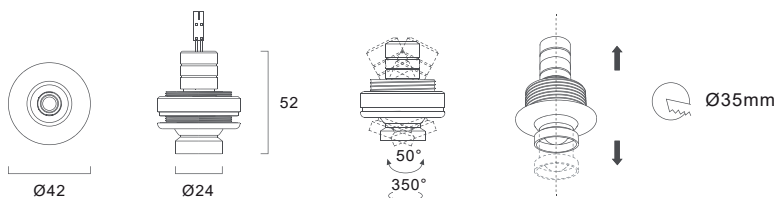
www.boehm-tec.de



- Housing: Machining aluminum oxidized.
- Lens: Injection plastic.
- LED parts: High efficacy LED, non-replaceable.
- Chromaticity tolerance (initial MacAdam): 3 SDCM.
- Input Current: 500mA.
- Ta: -20~35°C.
- Lifetime: 50,000 hrs (L80, B20, Ta = 25°C, 12 hrs/day).
- Degree of protection: IP20.
- Impact resistance: IK02.
- N.W. : 72 g.



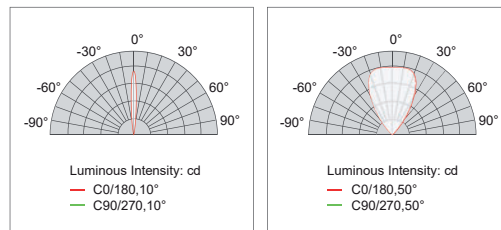
## Dimensions: (mm)



## Specifications

Order no.	Model	Power (W)	Ra(R9) typ	CCT (K)	Beam angle	Luminous flux(lm)	Luminaire efficacy(lm/w)	QTY/CTN (pcs)	G.W./CTN (kg)	SIZE/CTN (mm)
1030-111127-0130	M d 24-R1-500	1.5(3V)	93(50)	3000K	10-50°	75	50	100	8.7	305x260x265
1030-111027-0132			93(50)	4000K	10-50°	80	53	100	8.7	305x260x265

## Photometrics



## Accessories (optional)

Order No.	Photo	Description	QTY/CTN (pcs)	G.W./CTN (kg)	SIZE/CTN (mm)
1001-660292-0137		Model: 500IL-UN Matching driver, max. 20W. Input: 110-277VAC Output: 500mA 190mm cable + JBI-8A Number of connected luminaires: 2-8pcs.	100	11.5	545x290x225



# Downlight

## S d 20 1,4W



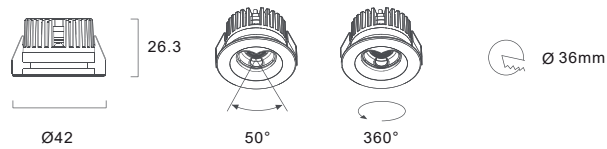
www.boehm-tec.de



- Housing: Machining aluminum oxidized.
- Lens: Injection plastic.
- LED parts: High efficacy LED, non-replaceable.
- Chromaticity tolerance (initial MacAdam): 3 SDCM.
- Input Current: 500mA.
- Ta: -20~35°C.
- Lifetime: 50,000 hrs (L80, B20, Ta = 25°C, 12 hrs/day).
- Degree of protection: IP20.
- Impact resistance: IK02.
- N.W. :50 g.



### Dimensions: (mm)



### Specifications

Order no.	Model	Power (W)	Ra(R9) typ	CCT (K)	Beam angle	Luminous flux(lm)	Luminaire efficacy(lm/w)	QTY/CTN (pcs)	G.W./CTN (kg)	SIZE/CTN (mm)
1030-101123-0131			93(50)	3000		110	79	200	13.3	525x335x235
1030-101023-0133	S d 20-R1-500-R	1.4	93(50)	4000	15°	120	86	200	13.3	525x335x235
1030-101123-0132	(Black)	(2.8V)	93(50)	3000		110	79	200	13.3	525x335x235
1030-101023-0134			93(50)	4000	25°	120	86	200	13.3	525x335x235
1030-101123-0130			93(50)	3000		110	79	200	13.3	525x335x235
1030-101023-0132	S d 20-R1-500-R	1.4	93(50)	4000	15°	120	86	200	13.3	525x335x235
1030-101123-0132	(Sliver)	(2.8V)	93(50)	3000		110	79	200	13.3	525x335x235
1030-101023-0134			93(50)	4000	25°	120	86	200	13.3	525x335x235